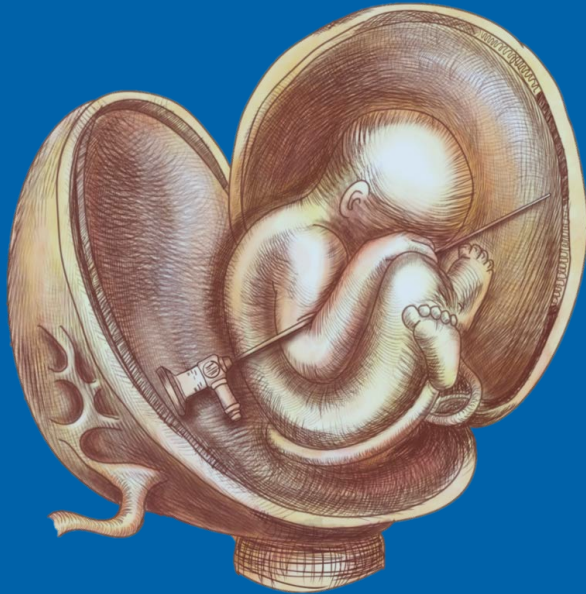


Fetal Surgery and Therapy International Program

Colsanitas Clinic - Keralty

Maternal Fetal Medicine Foundation



XII Fetal Therapy and Surgery: Advanced Course

Update and Certification
For English and Spanish Speakers

Organized:

Clínica  Colsanitas



Supported By:
Clínica Colsanitas

FIMMF
Unisanitas

Cerfication:
FIMMF
Unisanitas



Dates for 2024:

March 13 - 17

June 5 - 9

October 16 - 20

Bogotá, Colombia

Clínica Universitaria Colombia Clínica

Colsanitas - Keralty

www.maternofetalla.com

 Clínica  Colsanitas
International Center for
Fetal Therapy and Surgery



Director

Mauricio Herrera

Maternal Fetal Medicine
Fetal Surgery - Therapy
Fetal Cardiology - Fetal Neurology
Head Maternal Fetal Medicine Department
Colsanitas Clinic
Global CEO Momprenatal
President of FIMMF
ISUCG Fellow

Speakers - Professors

- Mauricio Herrera - MMF - Fetal Surgery
- Mario Rebolledo - MMF
- Johanna Soto - MMF
- Mandeep Singh - MMF
- Natalia Ordoñez - Pediatric Surgery
- Jennifer Guevara - Obstetric Anesthesia
- Jean Pierre Dussan - Obstetric Anesthesia
- Ciro Casadiego - Fetal Anatomy
- Juan Javier López - Clinical Genetics
- FIMMF , International speakers
- FIMMF, Fetal therapy and surgery network.
- Surgical Assistant Fetal Surgery

Course Description

Fetal interventions are becoming less invasive and require training and experience for optimal results. The Fetal Therapy Simulation Course provides an excellent opportunity to explore these techniques in detail, to gain hands-on experience with the instruments and procedures, and to receive feedback on a person's performance and avoid complications.

All of our professors are specialists in Maternal Fetal Medicine and perform comprehensive fetal therapy with experience from some of the most important fetal medicine centers in the world.

The procedures will be carried out using maternal and fetal simulation models with maximum resolution and allow a real experience, in turn, during the course participation in the Fetal Therapy Board will be allowed to live in a real way.

This course is suitable for maternal-fetal medicine or fetal medicine specialists who perform fetal interventions. Participants will also be introduced to a network to share and discuss difficult cases in the future.

Learning Objectives

The main objective of the Master Class in Fetal Therapy and Surgery is to offer an intensive training to the assistants that allows them to understand the techniques of fetal therapy and surgery from the parameters of Maternal Fetal Medicine, starting with the indications, pathologies susceptible to intervention, knowledge of fetoscopy instruments and acquiring the skills to perform validated fetal therapy procedures.

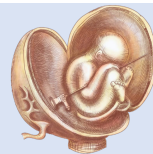
Specific Objectives



The training program include a comprehensive structure based in 15 areas of the fetal therapy and surgery

1. Fetal Anatomy in fetal surgery and fetoscopy
2. Ultrasound Guided procedures hands ON Hand Eye coordination.
3. Training program and techniques for:
 - Amniocentesis. - CVS - Cordocentesis (Fetal anemia)
4. Fetal Punction techniques: Hydrothorax. Fetal anesthesia
5. Mapping and planning access to the amniotic cavity – Vascular trocar insertion
6. Fetoscopic access to the amniotic cavity : Orientation exercises
7. Fetoscopic and fetal surgery instruments
8. Fetal Surgery in twins: Placental laser, cord ligation
9. The fetal airway: FETO procedure – EXIT Procedure
10. Fetal surgery in MMC
11. Fetal Shunts
12. Fetal Tumors
13. Unusual Implantation embrio: CSP, CEP
14. Fetal surgery : CHD Valvuloplasty
15. New developments in fetal surgery: New devices, new procedures





Who should attend

- OBGYN specialist
- Maternal Fetal Medicine specialists
- Fetal Medicine Specialists
- Interventional Radiologist
- 20 seats - for delegates

Metodology

- 5 Days
- Delivery of prior printed material for study
- Master Lectures
- Hands ON Session : Fetal Surgery
- Clinical Cases
- Language: English

Scientific Program

Day1

Wednesday.

07.00 - 07.15 Inauguration Session

07.30 - 09.00 International Board in Maternal Fetal Medicine - Clinical cases in fetal therapy - fetal surgery

09.00 - 09.30 Coffee

09.30 - 12.00 Fetal surgery: Hand - eye coordination exercises - Session I
Ultrasound guide invasive procedures - Needle

Mapping and planning
Access to the amniotic cavity - **M. Herrera and cols**

12.00 - 13.30 Lunch

13.30 - 15.00 Fetal surgery: Hand - eye coordination exercises - Session II
Trocar Insertion and fixation, Fetoscopy orientation in the amniotic cavity

Mapping and planning
Access to the amniotic cavity - **M. Herrera and cols**

15.00 - 18.30 Fetal anatomical Dissection - Fetal Cadaver Body - Fetal Anatomy

C. Casadiego - M. Herrera - Cols



Day2

Thursday.

6.30 – 8.00 International Board in Fetal Medicine: Fetal Surgery Cases - World Meeting
Fetal Surgery Center - FIMMF - Colsanitas Keralty - Kypros Nicolaidis Center

Auditorium Medical Club 13th floor – Clínica Universitaria Colombia **M. Herrera - Cols**

Validated fetal therapy New developments in Fetal Surgery and Therapy

- Myelomeningocele
- Hydrotorax
- Airway Malformation
- Acardic Twin
- Fetal Hydrops
- Diaphragmatic Hernia
- Amniotic Band
- TTTS: Multiple Pregnancy
- LUTO

8.00 – 08.30 Coffee

8.30 - 09.45 Spina Bifida - Myelomeningocele- Diagnosis - Evaluation - Fetal Therapy - **M. Herrera - N. Ordoñez**

Techniques validated : Open surgery and Fetoscopy

9.45 – 11.00 FIMMF Guidelines and statements: Invasive and Diagnostic Ultrasound Guide Procedures in MFM -

Amniocentesis - Umbilical cord sampling - CVS - **M.Herrera**

Shunts in fetal medicine - Thoracentesis - Urinary Bladder sample - Embrioreduction - CSP - **M. Herrera**

11.00 - 11.30 Coffe - Lunch BOX

11.45 - 14.30 Fetal Live Surgery: By Scheduling

14.30 - 15.00 Coffee

15.00 – 18.00 New fetal surgery procedures Surgery: Hands ON Fetoscopy technique all in one. High fidelity simulation -

M. Herrera - N. Ordoñez



Fetal Medicine: Fetal Surgery



Day 3

Friday,

7.00 – 8.00 Breakfast – Medical Club – Clínica Universitaria Colombia

7.30 – 8.00 Anesthesia in fetal surgery - **J. Guevara**

8.00 - 8.30 Genetic in Fetal Surgery- **J Lopez**

8.30 - 9.00 CVS - **M. Singh**

09.00 - 09.30 Coffee

9.30 – 12.30 Amniocentesis , CVS – Cordocentesis y Intrauterine transfusion Hands ON – Simulator - Technique -
Fetal Surgery Room STAFF **M. Herrera**



11.30 - 13.00 Fetal Live Surgery: By Scheduling

13.30 - 14.30 Lunch

14.30 – 15.45 Multiple Pregnancy - Placenta - Chorionicity - Placenta Anatomy -

Monochorionic placenta MC- DA TTTS - Selective IUGR, TRAP, TAPS, Discordant Twin DC-DA

- Discordant Twin - Selective IUGR - **M. Herrera**

15.45 – 16.25 Instruments and supplies in fetal surgery- **M. Herrera**

16.25 - 16.50 Coffee

16.50 – 18.00 Hands ON - Fetoscopy – Selecting the use of fetoscope – Access techniques

Video Tower instrumental - Laser - Fibers - Surgery Rooms – STAFF – M.Herrera

20.00 Gala Dinner - Dr. Herrera's House - Departure from the Colombian University Clinic at 18.000

Dress code Casual



Day 4

Saturday.

7.00 – 8.00 Breakfast – Medical Club – Clínica Universitaria Colombia -

8.10 – 9.20 Recognition of placental vessels - TTTS - Acardiac Twin - Technique - Tips and Tricks-**M.Herrera**

9.30 – 12.00 Laser and placental vessels ablation - Recognition of shunts in TTTS Complications in Multiple pregnancy -

Hands ON – Simulador – Placental – Fetal Surgery Room – STAFF – **M. Herrera**

11.30 - 13.00 Fetal Live Surgery: By Scheduling

12.00.14.00 Lunch

14.00 - 15.00 Diaphragmatic Hernia – Diagnosis– Evaluation- Fetal Therapy–**M. Herrera**

15.00 - Fetal Airway - Anatomy, evaluation and access - EXIT Technique - **M. Herrera**

14.45 - 15.30 Fetal Shunts – LUTO – Hydrothorax - Airway Malformation – **M. Singh**

15.30 – 16.00 Fetal Shunts Technique – **M. Herrera**

16.00 – 18.00 Shunts – Hands ON - Fetal Surgery Room **M.Herrera**





Day 5

Sunday,

7.00 – 8.00 Breakfast– Medical Club– Clínica Universitaria Colombia –ALL -STAFF

8.00 - 8.30 FETO - Technique - step by step - **M. Herrera**

08.30 - 10.25 FETO – Diaphragmatic Hernia - FETO Technique– Hands ON - **M. Herrera**

10.30 - 11.00 – Fetal Surgery in fetal heart: valvuloplasty in fetal heart disease - **M. Herrera**

11.00 - 11.30 Embryonic reduction - Ectopic Pregnancy - CSP –**M.Herrera**

11.30 - 12.30 Intrauterine Transfusion - **J. Soto**

12.30 - 13.00 Close - and certifications



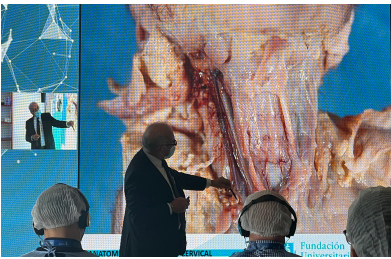
Live fetal surgery



Fetal Medicine : Fetal Surgery



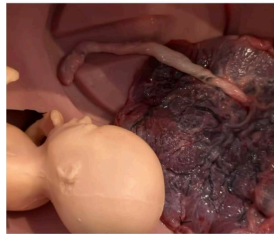
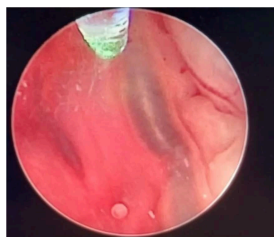
Hands ON Session Fetal
Anatomic Dissection



Hands ON Session - Hands eye coordination
Amniocentesis – Cordocentesis – CVS



Hands ON Session
Fetoscopy – Placental Laser



Hands ON Session Fetal Shunts



Hands ON Session
Diaphragmatic Hernia- FETO



Myelomeningocele

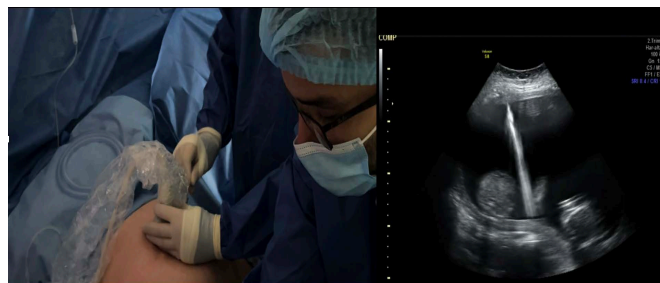


Fetal Medicine : Fetal Surgery



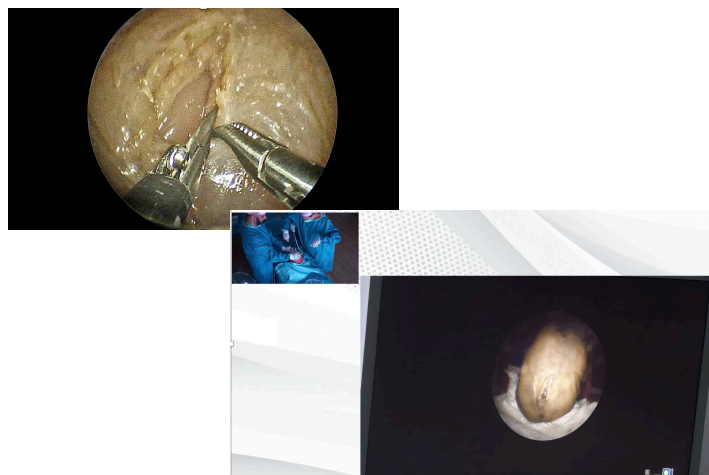
Mapping and Planning : Orientation amniotic cavity

Mapping and Planning : Access to the amniotic cavity



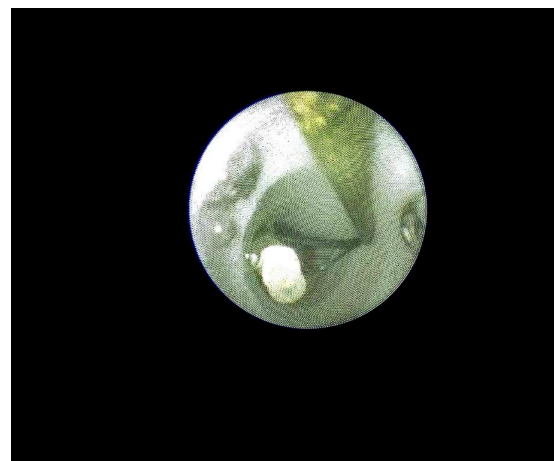
The fetal airway

Spina Bifida Session: Hands On



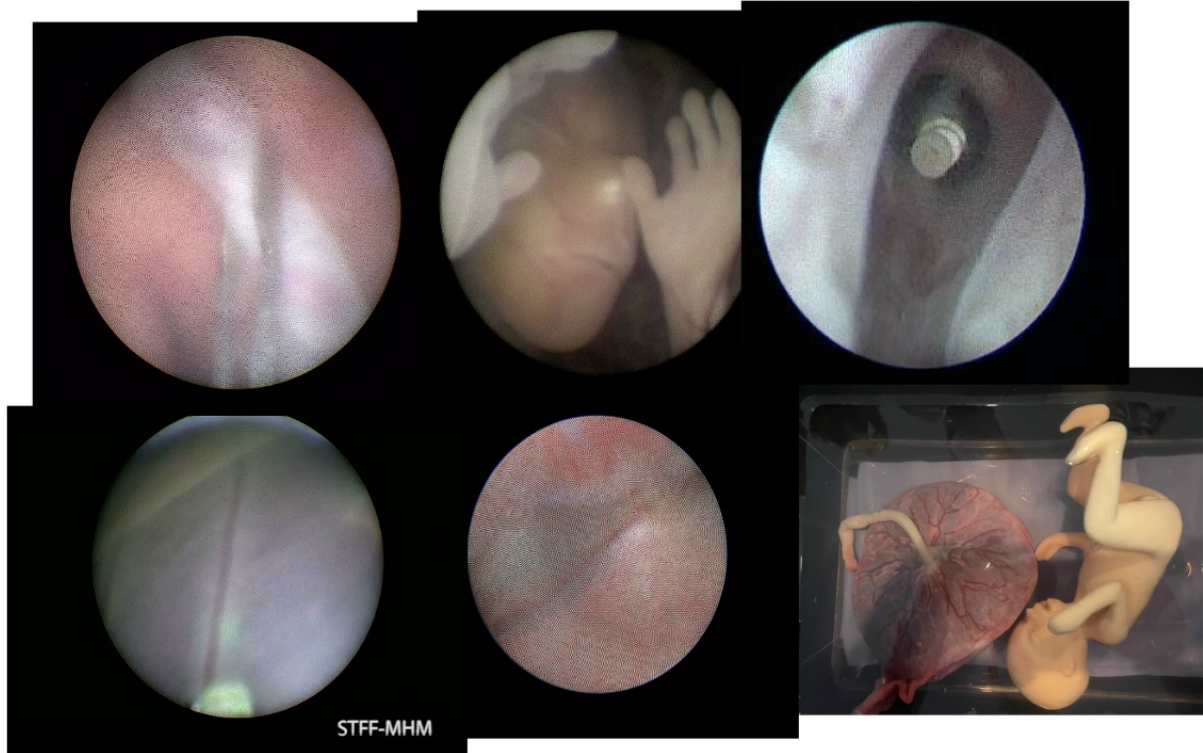
New developments in fetal surgery - Gastroschisis trial

New devices in fetal surgery





Hands ON Session – Fetoscopic techniques



Fetal Surgery and Therapy Program

FIMMF
Fundación de Medicina Materno Fetal

MFMF
Maternal Fetal Medicine Foundation

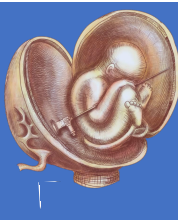
Fetal Surgery and Therapy Center
Fetal Surgery Network

Fetal Diagnosis, Therapy and Surgery Program FIMMF

Director - Mauricio Herrera

- Fetal Surgery Multiple Pregnancy
- FETO
- Fetal Surgery Fetal Airway
- Fetal SHUNTS - LUTO
- Fetal Surgery MMC - MYHOS
- Fetal Surgery MMC- Fetoscopy MYHFES
- Fetal SHUNTS - Hydrothorax
- Fetal Surgery - Band Syndrome
- EXIT
- Fetal Tumors
- Fetal Airway Malformations
- IU Blood transfusion
- Fetal Heart Valvuloplasty
- CSP - Ectopic Pregnancy
- PAS - Placenta Accreta Spectrum
- Cervical Cerclaje

Fetal Medicine: Fetal Surgery



Registration	June 5 - 9 2024	October 16 - 20 2024
Specialist	4500 USD	4500 USD
Trainees	3500 USD	3500 USD

The rates are in US dollars, you must pay the value in exchange for the dollar per day in Colombia. Before making your payment you must send your CV to be accepted.

Your registry include

- Syllabus and study material.
- Coffees, Breakfasts, lunches, Gala dinner.
- Attendance at the International Board of Maternal Fetal Medicine.
- Hands ON Sessions in: Amniocentesis, Cordocentesis, Chorionic Villus Biopsy, Laser in Fetal Medicine, Fetal Surgery and Fetoscopy Instruments, Fetal shunts.
- 15 areas of fetal therapy and surgery standardized by Prof. Mauricio Herrera
- Participation in Live Cases of Fetal Therapy.

For Registry you have to write an email to: jjfsanche@unisanitas.edu.co

You'll receive the instructions for the payment and complete the registration process.

www.maternofetalla.com

Fetal Surgery and Therapy Center
Colsanitas Clinic – Keralty

Maternal Fetal Medicine Foundation - FIMMF

Clínica  Colsanitas

 Clínica Colsanitas
International Center for
Fetal Therapy and Surgery

Fetal Medicine: Fetal Surgery



Fetal Surgery and Therapy Center
Fetal Surgery Network

FIMMF
Fundación de Medicina Materno Fetal

MFMF
Maternal Fetal Medicine Foundation

Fetal Diagnosis, Therapy and Surgery Program FIMMF

Director - Mauricio Herrera

- Fetal Surgery Multiple Pregnancy
- FETO
- Fetal Surgery Fetal Airway
- Fetal SHUNTS - LUTO
- Fetal Surgery MMC - MYHOS
- Fetal Surgery MMC - FOTOSCOPY MYH-FES
- Fetal SHUNTS - Hydrothorax
- Fetal Surgery - Band Syndrome
- EXIT
- Fetal Tumors
- Fetal Airway Malformations
- IU Blood transfusion
- Fetal Heart Valvuloplasty
- CSP - Ectopic Pregnancy
- PAS - Placenta Accreta Spectrum
- Cervical Cerclage

Fetal Surgery and Therapy Center
Colsanitas Clinic – Keralty

Maternal Fetal Medicine Foundation - FIMMF

www.maternofetalla.com

Clínica  Colsanitas

 Clínica  Colsanitas
International Center for
Fetal Therapy and Surgery